


## Luminaire Photograph



Light Output Ratio:	52.5%	
Luminaire Power:	14.47 W	
SHR Nominal:	0.00	Calculated using the TM5
SHR Maximum:	0.30	fine grid method.

C Range: 0 - 360DEG  
C Interval: 30.0DEG  
Test Speed: HIGH  
Temperature: 25.3 °C  
Operators: Zoe  
Test Date: 2023-2-25

γ Range: 0 - 180DEG  
γ Interval: 1.0DEG  
Test System: EVERFINE GO-SPEX500\_V1 SYSTEM V2.00.416  
Humidity: 65.0%  
Test Distance: 3.160m [K=1.0000]  
Remarks: LAMP: CLU028-1204C4-303H5M3-F1 Ra:90  
LENS: PM-1082 15R  
DRIVER: 9290 028 088 350mA  
30minutes warm-up

## LUMINOUS INTENSITY DISTRIBUTION DIAGRAM

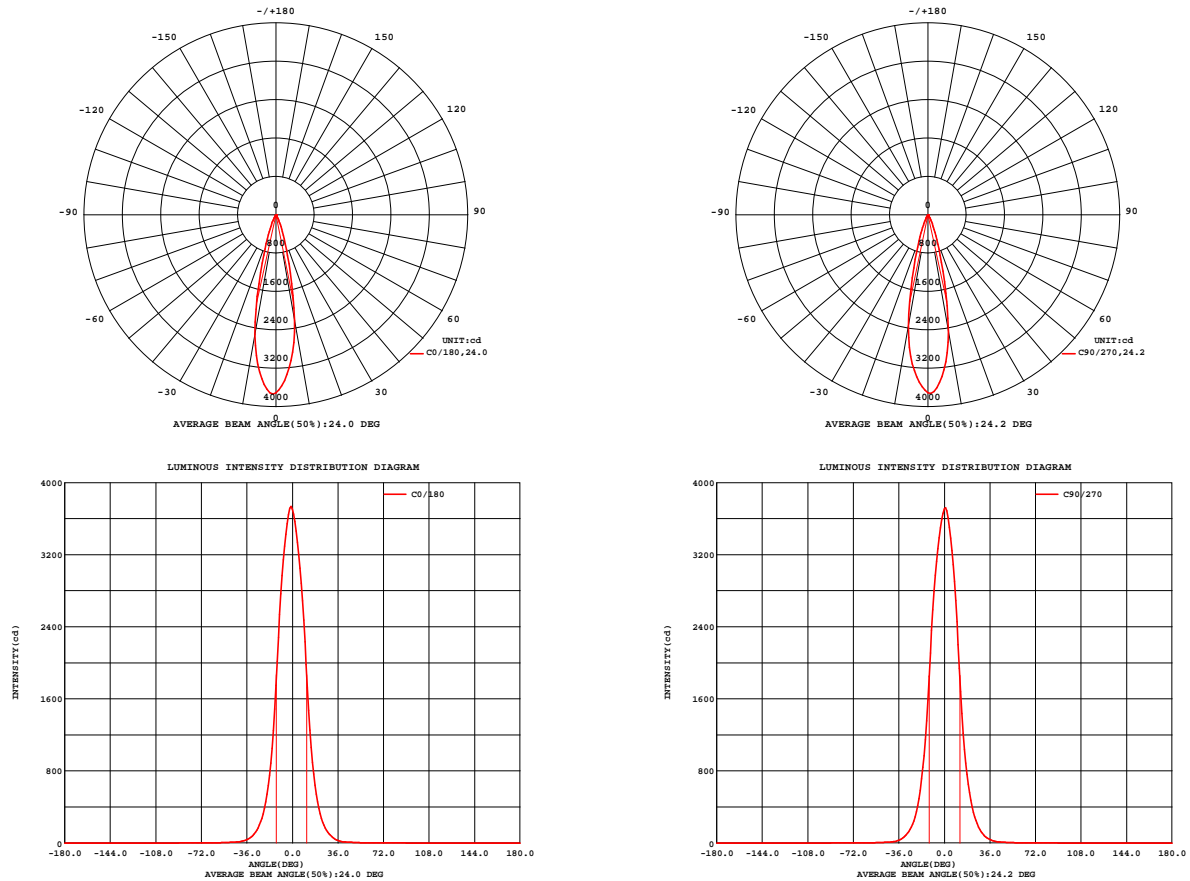


Fig. C0/C180

Fig. C90/C270

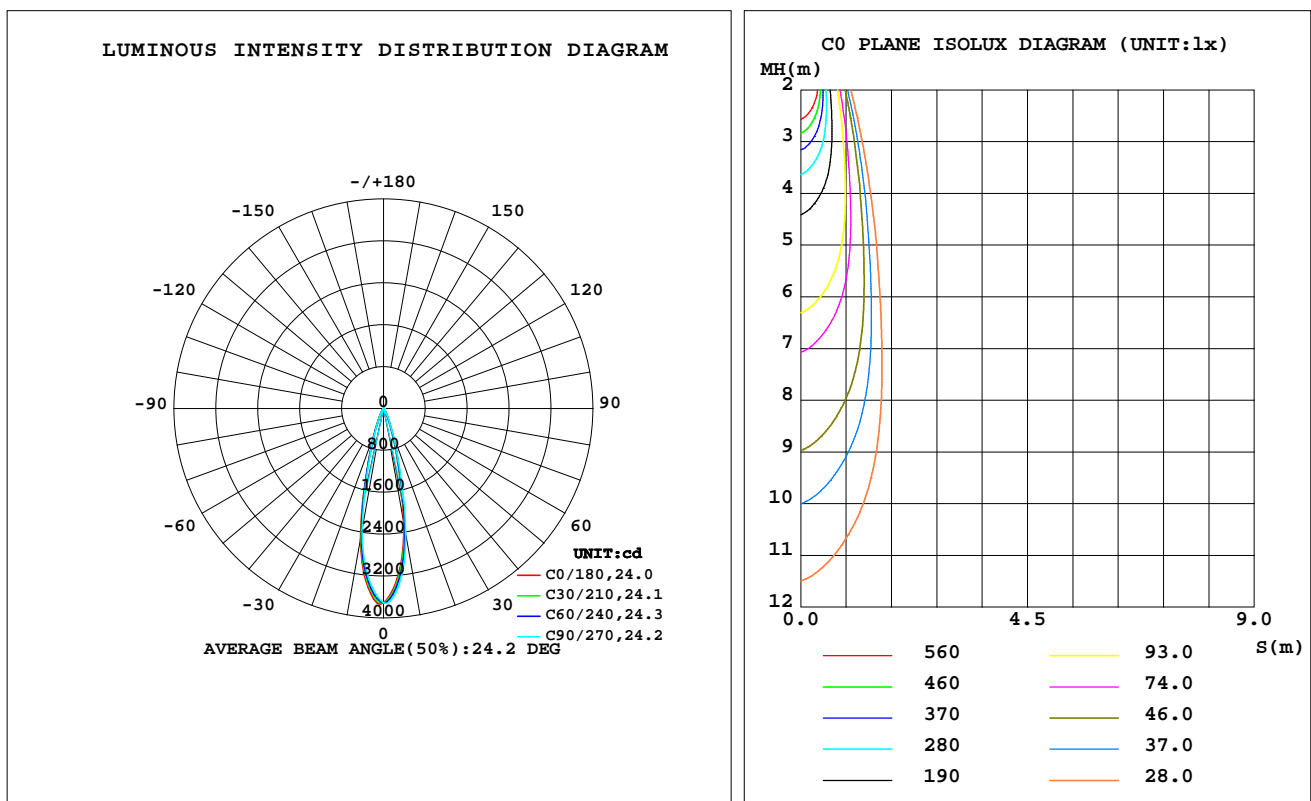
C Range: 0 - 360DEG  
C Interval: 30.0DEG  
Test Speed: HIGH  
Temperature: 25.3 °C  
Operators: Zoe  
Test Date: 2023-2-25

γ Range: 0 - 180DEG  
γ Interval: 1.0DEG  
Test System: EVERFINE GO-SPEX500\_V1 SYSTEM V2.00.416  
Humidity: 65.0%  
Test Distance: 3.160m [K=1.0000]  
Remarks: LAMP: CLU028-1204C4-303H5M3-F1 Ra: 90  
LENS: PM-1082 15R  
DRIVER: 9290 028 088 350mA  
30minutes warm-up

## LUMINAIRE PHOTOMETRIC TEST REPORT

Test:U:220.25V I:0.0667A P:14.467W PF:0.9822 Freq:49.99Hz Lamp Flux:1463.29x1 lm		
NAME: 2218.217F-ACOT-70	TYPE:	WEIGHT:
SPEC.: 3000K	DIM.:	SERIAL No.: 2302250206
MFR.: RISE	SUR.: 0.003737385m2	Shielding Angle:

DATA OF LAMP		PHOTOMETRIC DATA Eff: 53.11 lm/W			
MODEL	CITIZEN	I <sub>max</sub> (cd)	3748	S/MH(C0/180)	0.41
NOMINAL POWER(W)	15	LOR(%)	52.5	S/MH(C90/270)	0.39
RATED VOLTAGE(V)	220	TOTAL FLUX(lm)	768.40	η UP,DN(C0-180)	0.0,26.4
NOMINAL FLUX(lm)	1463.29	CIE CLASS	DIRECT	η UP,DN(C180-360)	0.0,26.1
LAMPS INSIDE	1	η up(%)	0.0	CIBSE SHR NOM	0.00
TEST VOLTAGE(V)	220	η down(%)	52.5	CIBSE SHR MAX	0.30



C Range: 0 - 360DEG  
C Interval: 30.0DEG  
Test Speed: HIGH  
Temperature:25.3℃  
Operators:Zoe  
Test Date:2023-2-25

γ Range: 0 - 180DEG  
γ Interval: 1.0DEG  
Test System:EVERFINE GO-SPEX500\_V1 SYSTEM V2.00.416  
Humidity:65.0%  
Test Distance:3.160m [K=1.0000]  
Remarks: LAMP:CLU028-1204C4-303H5M3-F1 Ra:90  
LENS:PM-1082 15R  
DRIVER: 9290 028 088 350mA  
30minutes warm-up

## ZONAL FLUX DIAGRAM

### ZONAL FLUX DIAGRAM:

$\gamma$	C0	C45	C90	C135	C180	C225	C270	C315	$\gamma$	$\Phi$ zone	$\Phi$ total	%lum,lamp
10	2232	2334	2458	2471	2535	2459	2359	2293	0- 10	287.8	287.8	37.5,19.7
20	457.1	508.0	558.7	531.5	540.5	524.0	491.5	467.0	10- 20	332.5	620.2	80.7,42.4
30	87.78	96.96	108.4	102.8	100.1	95.09	90.21	87.57	20- 30	108.6	728.9	94.9,49.8
40	13.35	16.27	19.63	19.49	19.70	17.00	14.35	12.72	30- 40	27.89	756.8	98.5,51.7
50	5.455	6.113	6.308	6.584	6.629	6.177	5.990	5.205	40- 50	7.457	764.2	99.5,52.2
60	1.172	1.402	1.604	1.689	1.963	1.723	1.259	1.150	50- 60	3.153	767.4	99.9,52.4
70	0.1609	0.3903	0.3800	0.4240	0.2941	0.5201	0.3833	0.3449	60- 70	0.7716	768.1	100,52.5
80	0.0336	0.1020	0.1074	0.1137	0.0335	0.1399	0.1043	0.0877	70- 80	0.2181	768.4	100,52.5
90	0	0	0	0	0	0	0	0	80- 90	0.0497	768.4	100,52.5
100	0	0	0	0	0	0	0	0	90-100	0	768.4	100,52.5
110	0	0	0	0	0	0	0	0	100-110	0	768.4	100,52.5
120	0	0	0	0	0	0	0	0	110-120	0	768.4	100,52.5
130	0	0	0	0	0	0	0	0	120-130	0	768.4	100,52.5
140	0	0	0	0	0	0	0	0	130-140	0	768.4	100,52.5
150	0	0	0	0	0	0	0	0	140-150	0	768.4	100,52.5
160	0	0	0	0	0	0	0	0	150-160	0	768.4	100,52.5
170	0	0	0	0	0	0	0	0	160-170	0	768.4	100,52.5
180	0	0	0	0	0	0	0	0	170-180	0	768.4	100,52.5
DEG	LUMINOUS INTENSITY:cd									UNIT:lm		

C Range: 0 - 360DEG  
C Interval: 30.0DEG  
Test Speed: HIGH  
Temperature:25.3℃  
Operators:Zoe  
Test Date:2023-2-25

$\gamma$  Range: 0 - 180DEG  
 $\gamma$  Interval: 1.0DEG  
Test System:EVERFINE GO-SPEX500\_V1 SYSTEM V2.00.416  
Humidity:65.0%  
Test Distance:3.160m [K=1.0000]  
Remarks: LAMP:CLU028-1204C4-303H5M3-F1 Ra:90  
LENS:PM-1082 15R  
DRIVER: 9290 028 088 350mA  
30minutes warm-up

## LUMINANCE LIMITATION CURVES

Test:U:220.25V I:0.0667A P:14.467W PF:0.9822 Freq:49.99Hz  
Lamp Flux:1463.29x1 lm

NAME: 2218.217F-ACOT-70

TYPE:

WEIGHT:

SPEC.: 3000K

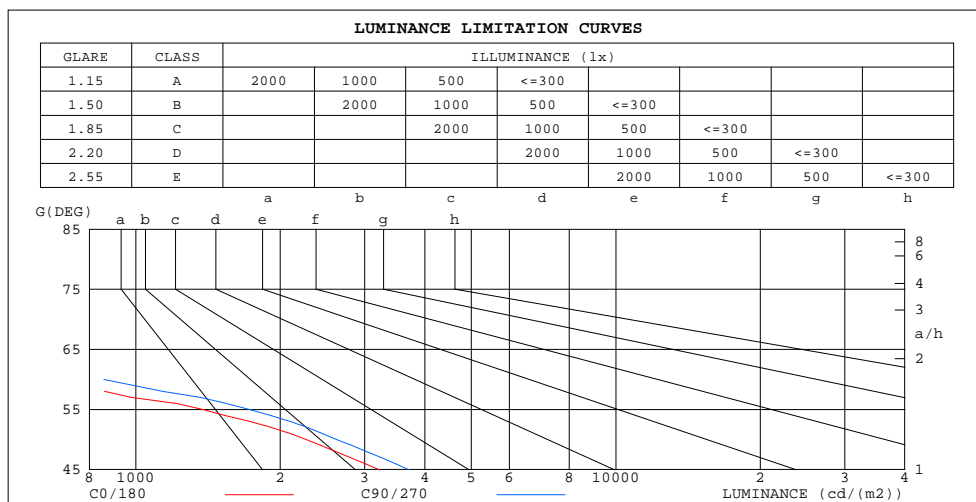
DIM.:

SERIAL No.: 2302250206

MFR.: RISE

SUR.: 0.003737385m2

Shielding Angle:



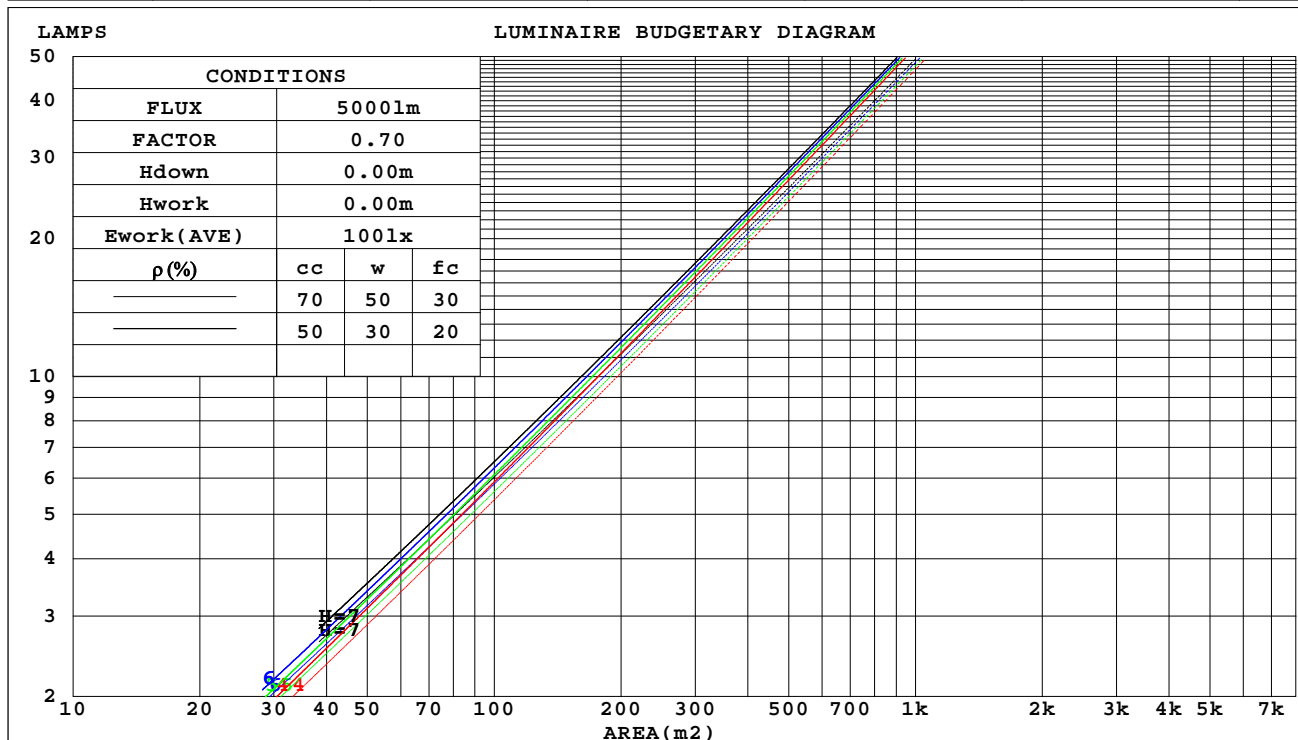
C Range: 0 - 360DEG  
C Interval: 30.0DEG  
Test Speed: HIGH  
Temperature:25.3℃  
Operators:Zoe  
Test Date:2023-2-25

γ Range: 0 - 180DEG  
γ Interval: 1.0DEG  
Test System:EVERFINE GO-SPEX500\_V1 SYSTEM V2.00.416  
Humidity:65.0%  
Test Distance:3.160m [K=1.0000]  
Remarks: LAMP:CLU028-1204C4-303H5M3-F1 Ra:90  
LENS:PM-1082 15R  
DRIVER: 9290 028 088 350mA  
30minutes warm-up

## CU AND LUMINAIRE BUDGETARY ESTIMATE DIAGRAM

Test:U:220.25V I:0.0667A P:14.467W PF:0.9822 Freq:49.99Hz Lamp Flux:1463.29x1 lm		
NAME: 2218.217F-ACOT-70	TYPE:	WEIGHT:
SPEC.: 3000K	DIM.:	SERIAL No.: 2302250206
MFR.: RISE	SUR.: 0.003737385m2	Shielding Angle:

pcc	80%			70%			50%			30%			10%			0
pw	50%	30%	10%	50%	30%	10%	50%	30%	10%	50%	30%	10%	50%	30%	10%	0
pfc	20%			20%			20%			20%			20%			0
RCR	RCR:Room Cavity Ratio															



C Range: 0 - 360DEG  
C Interval: 30.0DEG  
Test Speed: HIGH  
Temperature:25.3℃  
Operators:Zoe  
Test Date:2023-2-25

γ Range: 0 - 180DEG  
γ Interval: 1.0DEG  
Test System:EVERFINE GO-SPEX500\_V1 SYSTEM V2.00.416  
Humidity:65.0%  
Test Distance:3.160m [K=1.0000]  
Remarks: LAMP:CLU028-1204C4-303H5M3-F1 Ra:90  
LENS:PM-1082 15R  
DRIVER: 9290 028 088 350mA  
30minutes warm-up

### WEC AND CCEC

Test:U:220.25V I:0.0667A P:14.467W PF:0.9822 Freq:49.99Hz Lamp Flux:1463.29x1 lm		
NAME: 2218.217F-ACOT-70	TYPE:	WEIGHT:
SPEC.: 3000K	DIM.:	SERIAL No.: 2302250206
MFR.: RISE	SUR.: 0.003737385m2	Shielding Angle:

pcc	80%			70%			50%			30%			10%			0	
pw	50%	30%	10%	50%	30%	10%	50%	30%	10%	50%	30%	10%	50%	30%	10%	0	
pfc	20%			20%			20%			20%			20%			0	
RCR	RCR:Room Cavity Ratio						Wall Exitance Coefficients(WEC)										
0.0																	
1.0	.071	.040	.013	.068	.039	.012	.061	.035	.011	.055	.032	.010	.050	.029	.009		
2.0	.066	.036	.011	.063	.035	.011	.058	.032	.010	.053	.030	.009	.048	.027	.009		
3.0	.061	.033	.010	.059	.032	.010	.054	.030	.009	.050	.028	.008	.047	.026	.008		
4.0	.057	.030	.009	.055	.029	.009	.052	.027	.008	.048	.026	.008	.045	.024	.007		
5.0	.054	.028	.008	.052	.027	.008	.049	.026	.008	.046	.024	.007	.043	.023	.007		
6.0	.051	.026	.007	.050	.025	.007	.047	.024	.007	.044	.023	.007	.042	.022	.007		
7.0	.049	.024	.007	.047	.024	.007	.045	.023	.007	.043	.022	.006	.041	.021	.006		
8.0	.046	.023	.006	.045	.022	.006	.043	.022	.006	.041	.021	.006	.039	.020	.006		
9.0	.044	.021	.006	.043	.021	.006	.041	.020	.006	.040	.020	.006	.038	.019	.006		
10.0	.042	.020	.006	.041	.020	.006	.040	.020	.005	.038	.019	.005	.037	.019	.005		

pcc	80%			70%			50%			30%			10%			0
pw	50%	30%	10%	50%	30%	10%	50%	30%	10%	50%	30%	10%	50%	30%	10%	0
pfc	20%			20%			20%			20%			20%			0
RCR	RCR:Room Cavity Ratio						Ceiling Cavity Exitance Coefficients(CCEC)									
0.0	.100	.100	.100	.085	.085	.085	.058	.058	.058	.034	.034	.034	.011	.011	.011	
1.0	.088	.083	.078	.076	.071	.067	.052	.049	.046	.030	.028	.027	.010	.009	.009	
2.0	.079	.070	.062	.067	.060	.054	.046	.042	.037	.027	.024	.022	.009	.008	.007	
3.0	.071	.059	.050	.061	.051	.044	.042	.036	.031	.024	.021	.018	.008	.007	.006	
4.0	.064	.051	.042	.055	.044	.036	.038	.031	.025	.022	.018	.015	.007	.006	.005	
5.0	.059	.045	.035	.050	.039	.030	.035	.027	.021	.020	.016	.013	.006	.005	.004	
6.0	.054	.040	.029	.046	.034	.026	.032	.024	.018	.019	.014	.011	.006	.005	.004	
7.0	.050	.035	.025	.043	.031	.022	.030	.021	.015	.017	.013	.009	.006	.004	.003	
8.0	.047	.032	.022	.040	.028	.019	.028	.019	.013	.016	.011	.008	.005	.004	.003	
9.0	.044	.029	.019	.038	.025	.016	.026	.018	.012	.015	.010	.007	.005	.003	.002	
10.0	.041	.026	.016	.035	.023	.014	.025	.016	.010	.014	.009	.006	.005	.003	.002	

C Range: 0 - 360DEG  
C Interval: 30.0DEG  
Test Speed: HIGH  
Temperature:25.3℃  
Operators:Zoe  
Test Date:2023-2-25

γ Range: 0 - 180DEG  
γ Interval: 1.0DEG  
Test System:EVERFINE GO-SPEX500\_V1 SYSTEM V2.00.416  
Humidity:65.0%  
Test Distance:3.160m [K=1.0000]  
Remarks: LAMP:CLU028-1204C4-303H5M3-F1 Ra:90  
LENS:PM-1082 15R  
DRIVER: 9290 028 088 350mA  
30minutes warm-up

## UGR(Unified Glare Rating) Table

Test:U:220.25V I:0.0667A P:14.467W PF:0.9822 Freq:49.99Hz Lamp Flux:1463.29x1 lm										
NAME: 2218.217F-ACOT-70					TYPE:			WEIGHT:		
SPEC.: 3000K					DIM.:			SERIAL No.: 2302250206		
MFR.: RISE					SUR.: 0.003737385m2			Shielding Angle:		
ceiling/cavity	0.7	0.7	0.5	0.5	0.3	0.7	0.7	0.5	0.5	0.3
walls	0.5	0.3	0.5	0.3	0.3	0.5	0.3	0.5	0.3	0.3
working plane	0.2	0.2	0.2	0.2	0.2	0.2	0.2	0.2	0.2	0.2
Room dimensions	Viewed crosswise					Viewed endwise				
x = 2H y = 2H	5.3	5.9	5.5	6.1	6.2	6.3	7.0	6.5	7.1	7.3
3H	5.1	5.7	5.4	5.9	6.1	6.2	6.8	6.4	7.0	7.2
4H	5.1	5.6	5.3	5.8	6.0	6.1	6.7	6.4	6.9	7.1
6H	5.0	5.5	5.3	5.7	6.0	6.0	6.6	6.3	6.8	7.0
8H	4.9	5.5	5.2	5.7	5.9	6.0	6.5	6.3	6.8	7.0
12H	4.9	5.4	5.2	5.6	5.9	6.0	6.5	6.3	6.7	7.0
4H 2H	5.1	5.7	5.4	5.9	6.1	6.1	6.7	6.4	6.9	7.1
3H	5.0	5.5	5.3	5.7	6.0	6.0	6.5	6.3	6.7	7.0
4H	4.9	5.3	5.2	5.6	5.9	5.9	6.4	6.2	6.7	7.0
6H	4.8	5.2	5.1	5.5	5.8	5.8	6.2	6.2	6.5	6.9
8H	4.7	5.1	5.1	5.4	5.8	5.8	6.1	6.1	6.5	6.8
12H	4.7	5.0	5.1	5.4	5.8	5.7	6.1	6.1	6.4	6.8
8H 4H	4.7	5.1	5.1	5.4	5.8	5.8	6.1	6.1	6.5	6.8
6H	4.6	4.9	5.0	5.3	5.7	5.6	6.0	6.1	6.4	6.8
8H	4.5	4.8	5.0	5.2	5.7	5.6	5.9	6.0	6.3	6.7
12H	4.5	4.7	5.0	5.2	5.6	5.5	5.8	6.0	6.2	6.7
12H 4H	4.7	5.0	5.1	5.4	5.8	5.7	6.0	6.1	6.4	6.8
6H	4.5	4.8	5.0	5.2	5.7	5.6	5.9	6.0	6.3	6.7
8H	4.5	4.7	5.0	5.2	5.6	5.5	5.8	6.0	6.2	6.7
Variations with the observer position at spacings(CIE Pub.117):										
S = 1.0H	+ 2.9 / - 6.7					+ 3.6 / - 6.3				
1.5H	+ 4.0 / - 4.0					+ 5.1 / - 4.2				
2.0H	+ 4.0 / - 6.2					+ 4.0 / - 6.6				

CIE Pub.117, 1463 lm Total Lamp Luminous Flux Correct (8log(F/F0) = 1.3)  
Area: 0.00373738 m2

C Range: 0 - 360DEG  
C Interval: 30.0DEG  
Test Speed: HIGH  
Temperature:25.3℃  
Operators:Zoe  
Test Date:2023-2-25

γ Range: 0 - 180DEG  
γ Interval: 1.0DEG  
Test System:EVERFINE GO-SPEX500\_V1 SYSTEM V2.00.416  
Humidity:65.0%  
Test Distance:3.160m [K=1.0000]  
Remarks: LAMP:CLU028-1204C4-303H5M3-F1 Ra:90  
LENS:PM-1082 15R  
DRIVER: 9290 028 088 350mA  
30minutes warm-up



### UTILIZATION FACTORS TABLE

Test:U:220.25V I:0.0667A P:14.467W PF:0.9822 Freq:49.99Hz Lamp Flux:1463.29x1 lm		
NAME: 2218.217F-ACOT-70	TYPE:	WEIGHT:
SPEC.: 3000K	DIM.:	SERIAL No.: 2302250206
MFR.: RISE	SUR.: 0.003737385m2	Shielding Angle:

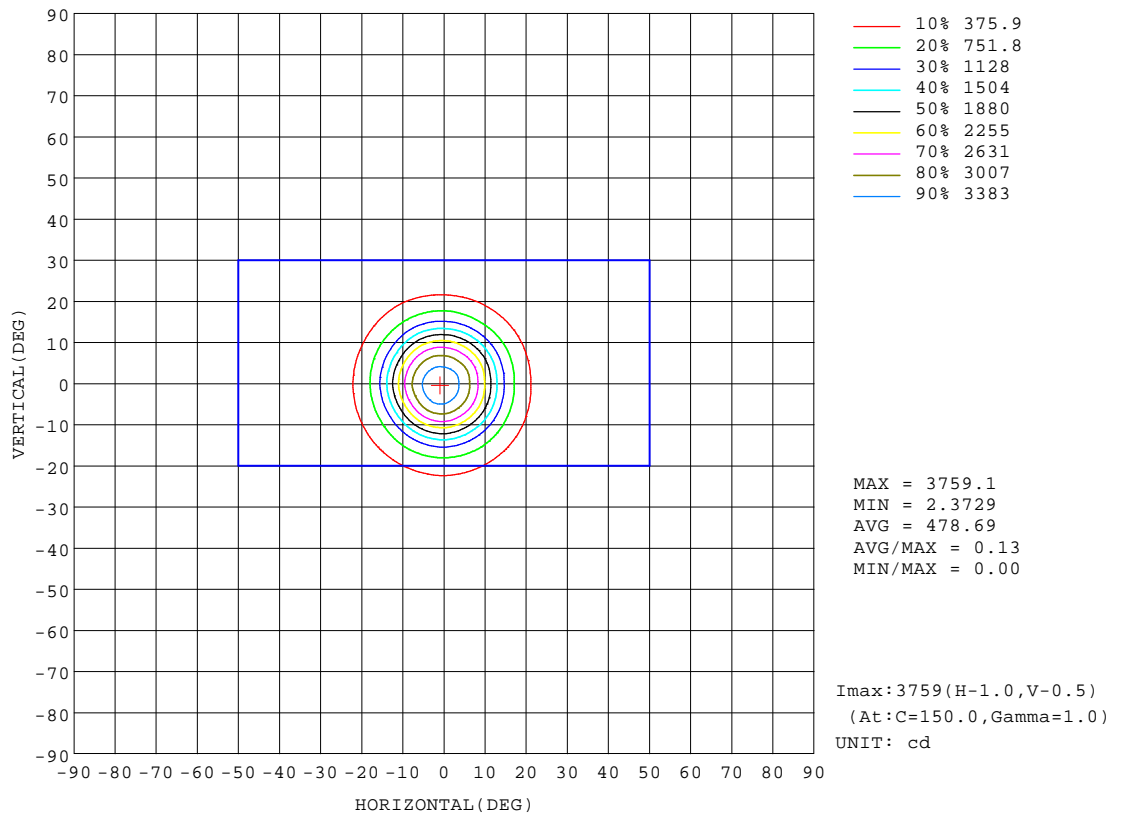
REFLECTANCE										
Ceiling	0.8	0.8	0.8	0.7	0.7	0.7	0.5	0.5	0.5	0
Walls	0.7	0.5	0.3	0.7	0.5	0.3	0.7	0.5	0.3	0
Working plane	0.2	0.2	0.2	0.2	0.2	0.2	0.2	0.2	0.2	0
ROOM INDEX	UTILIZATION FACTORS(PERCENT) $k(RI) \times RCR = 5$									
k = 0.60	48	45	43	47	44	43	47	44	43	41
0.80	51	48	47	51	48	47	50	48	46	45
1.00	53	51	49	53	50	49	52	50	48	47
1.25	55	53	51	55	52	51	54	52	50	48
1.50	56	54	53	56	54	52	55	53	52	50
2.00	58	56	54	57	55	54	55	54	53	50
2.50	58	57	55	58	56	55	56	55	54	51
3.00	59	57	56	58	57	56	56	55	54	51
4.00	60	59	58	59	58	57	57	56	56	52
5.00	61	60	59	60	59	58	58	57	56	52
ROOM INDEX	UF(total)									Direct
According to DIN EN 13032-2 2004			Suspended					SHRNOM = 1.25		

C Range: 0 - 360DEG  
C Interval: 30.0DEG  
Test Speed: HIGH  
Temperature:25.3℃  
Operators:Zoe  
Test Date:2023-2-25

γ Range: 0 - 180DEG  
γ Interval: 1.0DEG  
Test System:EVERFINE GO-SPEX500\_V1 SYSTEM V2.00.416  
Humidity:65.0%  
Test Distance:3.160m [K=1.0000]  
Remarks: LAMP:CLU028-1204C4-303H5M3-F1 Ra:90  
LENS:PM-1082 15R  
DRIVER: 9290 028 088 350mA  
30minutes warm-up

## ISOCANDELA DIAGRAM

Test:U:220.25V I:0.0667A P:14.467W PF:0.9822 Freq:49.99Hz Lamp Flux:1463.29x1 lm		
NAME: 2218.217F-ACOT-70	TYPE:	WEIGHT:
SPEC.: 3000K	DIM.:	SERIAL No.: 2302250206
MFR.: RISE	SUR.: 0.003737385m2	Shielding Angle:

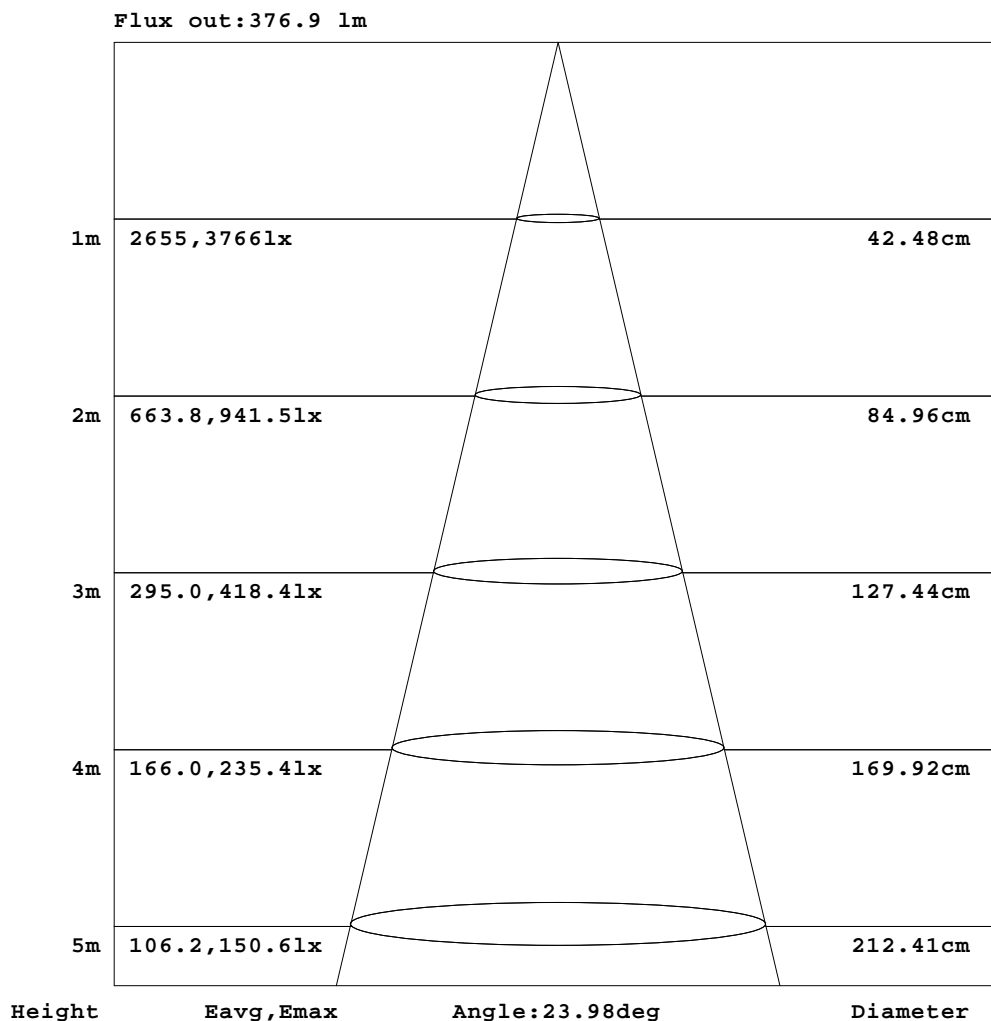


C Range: 0 - 360DEG  
C Interval: 30.0DEG  
Test Speed: HIGH  
Temperature: 25.3 °C  
Operators: Zoe  
Test Date: 2023-2-25

γ Range: 0 - 180DEG  
γ Interval: 1.0DEG  
Test System: EVERFINE GO-SPEX500\_V1 SYSTEM V2.00.416  
Humidity: 65.0%  
Test Distance: 3.160m [K=1.0000]  
Remarks: LAMP: CLU028-1204C4-303H5M3-F1 Ra: 90  
LENS: PM-1082 15R  
DRIVER: 9290 028 088 350mA  
30minutes warm-up

## AAI Figure

Test:U:220.25V I:0.0667A P:14.467W PF:0.9822 Freq:49.99Hz Lamp Flux:1463.29x1 lm		
NAME: 2218.217F-ACOT-70	TYPE:	WEIGHT:
SPEC.: 3000K	DIM.:	SERIAL No.: 2302250206
MFR.: RISE	SUR.: 0.003737385m2	Shielding Angle:



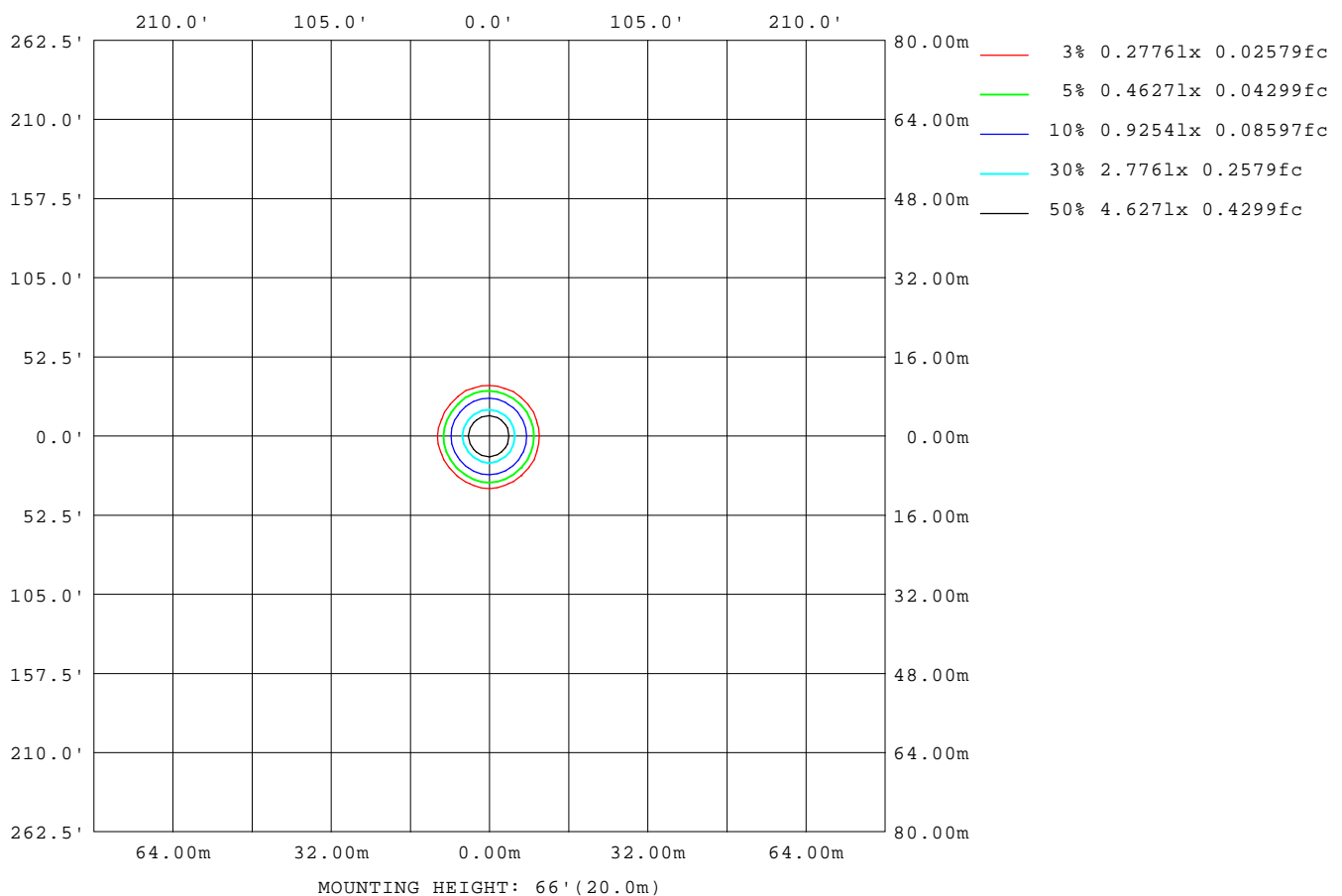
Note:The Curves indicate the illuminated area and the average illumination when the luminaire is at different distance.

C Range: 0 - 360DEG  
C Interval: 30.0DEG  
Test Speed: HIGH  
Temperature:25.3℃  
Operators:Zoe  
Test Date:2023-2-25

γ Range: 0 - 180DEG  
γ Interval: 1.0DEG  
Test System:EVERFINE GO-SPEX500\_V1 SYSTEM V2.00.416  
Humidity:65.0%  
Test Distance:3.160m [K=1.0000]  
Remarks: LAMP:CLU028-1204C4-303H5M3-F1 Ra:90  
LENS:PM-1082 15R  
DRIVER: 9290 028 088 350mA  
30minutes warm-up

## ISOLUX DIAGRAM

Test:U:220.25V I:0.0667A P:14.467W PF:0.9822 Freq:49.99Hz Lamp Flux:1463.29x1 lm		
NAME: 2218.217F-ACOT-70	TYPE:	WEIGHT:
SPEC.: 3000K	DIM.:	SERIAL No.: 2302250206
MFR.: RISE	SUR.: 0.003737385m2	Shielding Angle:



C Range: 0 - 360DEG  
C Interval: 30.0DEG  
Test Speed: HIGH  
Temperature:25.3℃  
Operators:Zoe  
Test Date:2023-2-25

γ Range: 0 - 180DEG  
γ Interval: 1.0DEG  
Test System:EVERFINE GO-SPEX500\_V1 SYSTEM V2.00.416  
Humidity:65.0%  
Test Distance:3.160m [K=1.0000]  
Remarks: LAMP:CLU028-1204C4-303H5M3-F1 Ra:90  
LENS:PM-1082 15R  
DRIVER: 9290 028 088 350mA  
30minutes warm-up

## LED Avg.L Report

Test:U:220.25V I:0.0667A P:14.467W PF:0.9822 Freq:49.99Hz Lamp Flux:1463.29x1 lm		
NAME: 2218.217F-ACOT-70	TYPE:	WEIGHT:
SPEC.: 3000K	DIM.:	SERIAL No.: 2302250206
MFR.: RISE	SUR.: 0.003737385m2	Shielding Angle:

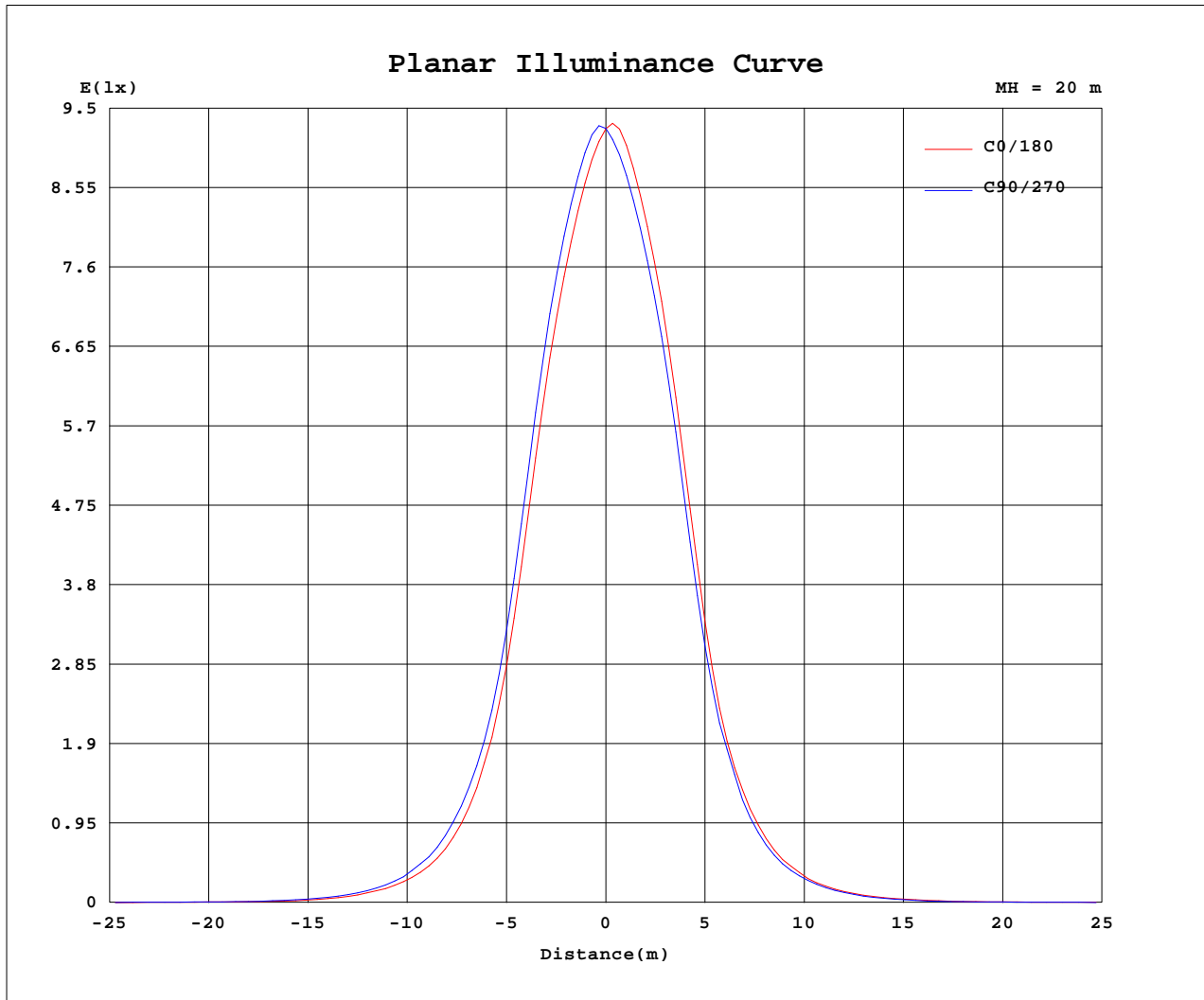
AvgL	cd/m2
L_0~180(65)av	416
L_0~180(75)av	48
L_0~180(85)av	78
L_90~270(65)av	443
L_90~270(75)av	211
L_90~270(85)av	159
L_45(65)av	486
L_45(75)av	243
L_45(85)av	145

Standard: GB/T 29293-2012

C Range: 0 - 360DEG  
C Interval: 30.0DEG  
Test Speed: HIGH  
Temperature:25.3℃  
Operators:Zoe  
Test Date:2023-2-25

γ Range: 0 - 180DEG  
γ Interval: 1.0DEG  
Test System:EVERFINE GO-SPEX500\_V1 SYSTEM V2.00.416  
Humidity:65.0%  
Test Distance:3.160m [K=1.0000]  
Remarks: LAMP:CLU028-1204C4-303H5M3-F1 Ra:90  
LENS:PM-1082 15R  
DRIVER: 9290 028 088 350mA  
30minutes warm-up

## Planar Illuminance Curve



C Range: 0 - 360DEG  
 C Interval: 30.0DEG  
 Test Speed: HIGH  
 Temperature: 25.3 °C  
 Operators: Zoe  
 Test Date: 2023-2-25

γ Range: 0 - 180DEG  
 γ Interval: 1.0DEG  
 Test System: EVERFINE GO-SPEX500\_V1 SYSTEM V2.00.416  
 Humidity: 65.0%  
 Test Distance: 3.160m [K=1.0000]  
 Remarks: LAMP: CLU028-1204C4-303H5M3-F1 Ra:90  
 LENS: PM-1082 15R  
 DRIVER: 9290 028 088 350mA  
 30minutes warm-up

## LUMINOUS DISTRIBUTION INTENSITY DATA

Test:U:220.25V I:0.0667A P:14.467W PF:0.9822 Freq:49.99Hz Lamp Flux:1463.29x1 lm		
NAME: 2218.217F-ACOT-70	TYPE:	WEIGHT:
SPEC.: 3000K	DIM.:	SERIAL No.: 2302250206
MFR.: RISE	SUR.: 0.003737385m2	Shielding Angle:

Table--1

UNIT: cd

C(DEG) γ (DEG)	0	30	60	90	120	150	180	210	240	270	300	330						
0	3708	3708	3708	3708	3708	3708	3708	3708	3708	3708	3708	3708						
5	3202	3253	3303	3384	3423	3403	3427	3372	3328	3266	3224	3213						
10	2232	2305	2363	2458	2481	2462	2535	2479	2438	2359	2305	2282						
15	1060	1114	1156	1218	1205	1182	1249	1209	1211	1147	1113	1093						
20	457	494	522	559	538	525	541	521	527	491	470	463						
25	196	215	226	251	236	235	235	215	227	208	208	199						
30	87.8	93.0	101	108	104	101	100	93.8	96.4	90.2	86.8	88.4						
35	35.4	39.5	43.3	46.9	45.8	44.8	44.0	40.7	40.7	37.4	35.2	34.8						
40	13.3	15.3	17.2	19.6	19.2	19.7	19.7	17.1	16.9	14.4	12.9	12.6						
45	8.50	9.18	9.77	9.80	9.88	10.2	10.3	9.53	9.53	9.11	8.13	7.89						
50	5.46	5.98	6.25	6.31	6.45	6.72	6.63	6.12	6.23	5.99	5.34	5.07						
55	2.97	3.45	3.44	3.71	3.78	4.23	4.06	3.73	3.59	3.51	2.85	2.86						
60	1.17	1.34	1.46	1.60	1.66	1.72	1.96	1.84	1.61	1.26	1.15	1.15						
65	0.50	0.72	0.72	0.71	0.71	0.82	0.82	0.98	0.85	0.69	0.62	0.63						
70	0.16	0.39	0.39	0.38	0.39	0.46	0.29	0.56	0.48	0.38	0.34	0.35						
75	0.05	0.20	0.21	0.21	0.20	0.25	0.05	0.31	0.25	0.20	0.18	0.18						
80	0.03	0.10	0.10	0.11	0.10	0.12	0.03	0.15	0.13	0.10	0.08	0.09						
85	0.02	0.04	0.04	0.05	0.05	0.05	0.03	0.06	0.05	0.05	0.03	0.04						
90	0.00	0.00	0.00	0.00	0.00	0.00	0.00	0.00	0.00	0.00	0.00	0.00						
95	0.00	0.00	0.00	0.00	0.00	0.00	0.00	0.00	0.00	0.00	0.00	0.00						
100	0.00	0.00	0.00	0.00	0.00	0.00	0.00	0.00	0.00	0.00	0.00	0.00						
105	0.00	0.00	0.00	0.00	0.00	0.00	0.00	0.00	0.00	0.00	0.00	0.00						
110	0.00	0.00	0.00	0.00	0.00	0.00	0.00	0.00	0.00	0.00	0.00	0.00						
115	0.00	0.00	0.00	0.00	0.00	0.00	0.00	0.00	0.00	0.00	0.00	0.00						
120	0.00	0.00	0.00	0.00	0.00	0.00	0.00	0.00	0.00	0.00	0.00	0.00						
125	0.00	0.00	0.00	0.00	0.00	0.00	0.00	0.00	0.00	0.00	0.00	0.00						
130	0.00	0.00	0.00	0.00	0.00	0.00	0.00	0.00	0.00	0.00	0.00	0.00						
135	0.00	0.00	0.00	0.00	0.00	0.00	0.00	0.00	0.00	0.00	0.00	0.00						
140	0.00	0.00	0.00	0.00	0.00	0.00	0.00	0.00	0.00	0.00	0.00	0.00						
145	0.00	0.00	0.00	0.00	0.00	0.00	0.00	0.00	0.00	0.00	0.00	0.00						
150	0.00	0.00	0.00	0.00	0.00	0.00	0.00	0.00	0.00	0.00	0.00	0.00						
155	0.00	0.00	0.00	0.00	0.00	0.00	0.00	0.00	0.00	0.00	0.00	0.00						
160	0.00	0.00	0.00	0.00	0.00	0.00	0.00	0.00	0.00	0.00	0.00	0.00						
165	0.00	0.00	0.00	0.00	0.00	0.00	0.00	0.00	0.00	0.00	0.00	0.00						
170	0.00	0.00	0.00	0.00	0.00	0.00	0.00	0.00	0.00	0.00	0.00	0.00						
175	0.00	0.00	0.00	0.00	0.00	0.00	0.00	0.00	0.00	0.00	0.00	0.00						
180	0.00	0.00	0.00	0.00	0.00	0.00	0.00	0.00	0.00	0.00	0.00	0.00						

C Range: 0 - 360DEG  
C Interval: 30.0DEG  
Test Speed: HIGH  
Temperature:25.3℃  
Operators:Zoe  
Test Date:2023-2-25

γ Range: 0 - 180DEG  
γ Interval: 1.0DEG  
Test System:EVERFINE GO-SPEX500\_V1 SYSTEM V2.00.416  
Humidity:65.0%  
Test Distance:3.160m [K=1.0000]  
Remarks: LAMP:CLU028-1204C4-303H5M3-F1 Ra:90  
LENS:PM-1082 15R  
DRIVER: 9290 028 088 350mA  
30minutes warm-up